
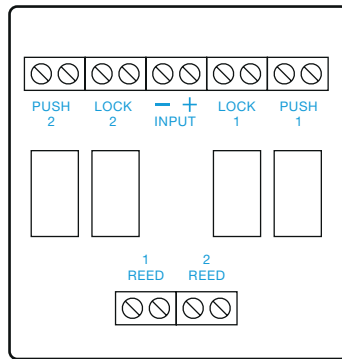


ILM 200

Interlock Module

- Power input 12~24Vdc
- 3A/125 Vac relay rating
- Interlock Module (2 door)

H	W	D
73	63	20




ILM600

Interlock Control System

- Power input 230Vac
- Operating output 12Vdc 5Amp
- Controls up to 6 doors
- Can be used as manual 6 door controller
- Battery charging circuit

H	W	D
185	230	70



DEM 100

Delay Egress

- Power input 12Vdc
- Adjustable timer 1-30 Secs
- Relay rated 3A/12Vdc
- Adjustable delayed output

